



## **GROWING ROLE OF GAS & LNG**

LNG PRODUCER – CONSUMER CONFERENCE 2018

**STEVE HILL**  
EVP SHELL ENERGY

Steve Hill  
EVP Shell Energy

# DEFINITIONS & CAUTIONARY NOTE

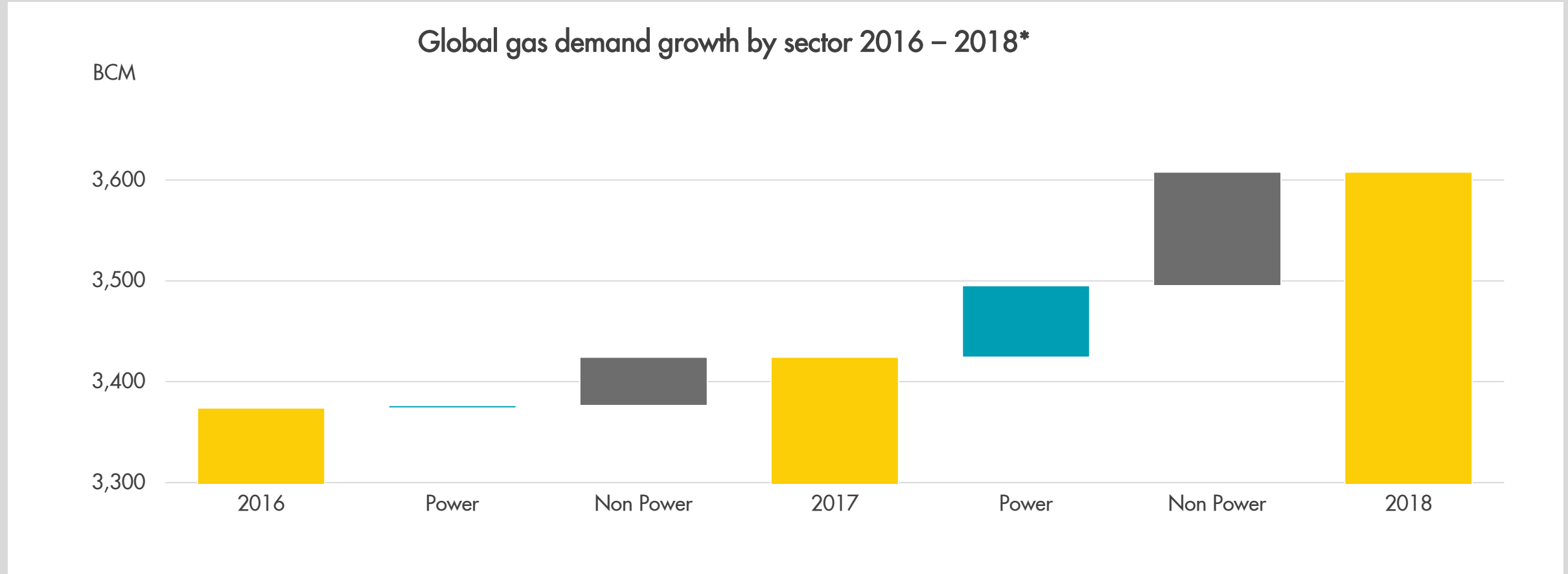
Reserves: Our use of the term “reserves” in this presentation means SEC proved oil and gas reserves. Resources: Our use of the term “resources” in this presentation includes quantities of oil and gas not yet classified as SEC proved oil and gas reserves. Resources are consistent with the Society of Petroleum Engineers (SPE) 2P + 2C definitions.

Operating costs are defined as underlying operating expenses, which are operating expenses less identified items. Organic free cash flow is defined as free cash flow excluding inorganic capital investment and divestment proceeds. Clean CCS ROACE (Return on Average Capital Employed) is defined as defined as the sum of CCS earnings attributable to shareholders excluding identified items for the current and previous three quarters, as a percentage of the average capital employed for the same period. Capital employed consists of total equity, current debt and non-current debt. Capital investment comprises capital expenditure, exploration expense excluding well write-offs, new investments in joint ventures and associates, new finance leases and investments in Integrated Gas, Upstream and Downstream securities, all of which on an accruals basis. In 2016, the capital investment was impacted by the acquisition of BG Group plc. which are included in “Change in non-controlling interest” within “Cash flow from financing (CFFF) activities”. Divestments comprises proceeds from sale of property, plant and equipment and businesses, joint ventures and associates, and other Integrated Gas, Upstream and Downstream investments, reported in “Cash flow from investing activities (CFFI)”, adjusted onto an accruals basis and for any share consideration received or contingent consideration recognised upon divestment, as well as proceeds from the sale of interests in entities while retaining control (for example, proceeds from sale of interest in Shell Midstream Partners, L.P.). This presentation contains the following forward-looking Non-GAAP measures: Organic Free Cash Flow, Free Cash Flow, Capital Investment, CCS Earnings, CCS Earnings less identified items, Gearing, Underlying Operating Expenses, ROACE, Capital Employed and Divestments. We are unable to provide a reconciliation of the above forward-looking Non-GAAP measures to the most comparable GAAP financial measures because certain information needed to reconcile the above Non-GAAP measure to the most comparable GAAP financial measure is dependent on future events some which are outside the control of the company, such as oil and gas prices, interest rates and exchange rates. Moreover, estimating such GAAP measures consistent with the company accounting policies and the required precision necessary to provide a meaningful reconciliation is extremely difficult and could not be accomplished without unreasonable effort. Non-GAAP measures in respect of future periods which cannot be reconciled to the most comparable GAAP financial measure are calculated in a manner which is consistent with the accounting policies applied in Royal Dutch Shell plc’s financial statements. The financial measures provided by strategic themes represent a notional allocation of ROACE, capital employed, capital investment, free cash flow, organic free cash flow and underlying operating expenses of Shell’s strategic themes. Shell’s segment reporting under IFRS 8 remains Integrated Gas, Upstream, Downstream and Corporate.

The companies in which Royal Dutch Shell plc directly and indirectly owns investments are separate legal entities. In this presentation “Shell”, “Shell group” and “Royal Dutch Shell” are sometimes used for convenience where references are made to Royal Dutch Shell plc and its subsidiaries in general. Likewise, the words “we”, “us” and “our” are also used to refer to subsidiaries in general or to those who work for them. These expressions are also used where no useful purpose is served by identifying the particular company or companies. “Subsidiaries”, “Shell subsidiaries” and “Shell companies” as used in this presentation refer to companies over which Royal Dutch Shell plc either directly or indirectly has control. Entities and unincorporated arrangements over which Shell has joint control are generally referred to “joint ventures” and “joint operations” respectively. Entities over which Shell has significant influence but neither control nor joint control are referred to as “associates”. The term “Shell interest” is used for convenience to indicate the direct and/or indirect ownership interest held by Shell in a venture, partnership or company, after exclusion of all third-party interest.

This presentation contains forward-looking statements concerning the financial condition, results of operations and businesses of Royal Dutch Shell. All statements other than statements of historical fact are, or may be deemed to be, forward-looking statements. Forward-looking statements are statements of future expectations that are based on management’s current expectations and assumptions and involve known and unknown risks and uncertainties that could cause actual results, performance or events to differ materially from those expressed or implied in these statements. Forward-looking statements include, among other things, statements concerning the potential exposure of Royal Dutch Shell to market risks and statements expressing management’s expectations, beliefs, estimates, forecasts, projections and assumptions. These forward-looking statements are identified by their use of terms and phrases such as “anticipate”, “believe”, “could”, “estimate”, “expect”, “goals”, “intend”, “may”, “objectives”, “outlook”, “plan”, “probably”, “project”, “risks”, “schedule”, “seek”, “should”, “target”, “will” and similar terms and phrases. There are a number of factors that could affect the future operations of Royal Dutch Shell and could cause those results to differ materially from those expressed in the forward-looking statements included in this presentation, including (without limitation): (a) price fluctuations in crude oil and natural gas; (b) changes in demand for Shell’s products; (c) currency fluctuations; (d) drilling and production results; (e) reserves estimates; (f) loss of market share and industry competition; (g) environmental and physical risks; (h) risks associated with the identification of suitable potential acquisition properties and targets, and successful negotiation and completion of such transactions; (i) the risk of doing business in developing countries and countries subject to international sanctions; (j) legislative, fiscal and regulatory developments including regulatory measures addressing climate change; (k) economic and financial market conditions in various countries and regions; (l) political risks, including the risks of expropriation and renegotiation of the terms of contracts with governmental entities, delays or advancements in the approval of projects and delays in the reimbursement for shared costs; and (m) changes in trading conditions. No assurance is provided that future dividend payments will match or exceed previous dividend payments. All forward-looking statements contained in this presentation are expressly qualified in their entirety by the cautionary statements contained or referred to in this section. Readers should not place undue reliance on forward-looking statements. Additional risk factors that may affect future results are contained in Royal Dutch Shell’s 20-F for the year ended December 31, 2016 (available at [www.shell.com/investor](http://www.shell.com/investor) and [www.sec.gov](http://www.sec.gov)). These risk factors also expressly qualify all forward looking statements contained in this presentation and should be considered by the reader. Each forward-looking statement speaks only as of the date of this presentation, October 22, 2018. Neither Royal Dutch Shell plc nor any of its subsidiaries undertake any obligation to publicly update or revise any forward-looking statement as a result of new information, future events or other information. In light of these risks, results could differ materially from those stated, implied or inferred from the forward-looking statements contained in this presentation. This presentation may contain references to Shell’s website. These references are for the readers’ convenience only. Shell is not incorporating by reference any information posted on [www.shell.com](http://www.shell.com). We may have used certain terms, such as resources, in this presentation that United States Securities and Exchange Commission (SEC) strictly prohibits us from including in our filings with the SEC. U.S. Investors are urged to consider closely the disclosure in our Form 20-F, File No 1-32575, available on the SEC website [www.sec.gov](http://www.sec.gov).

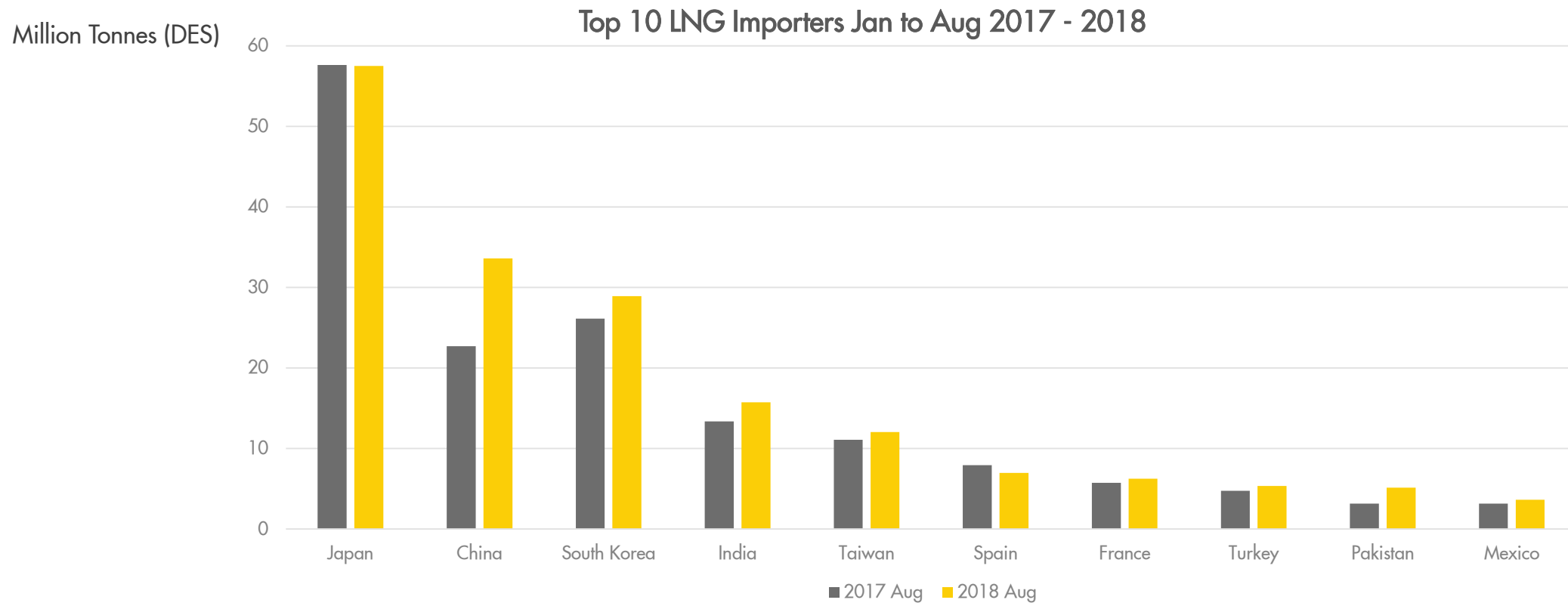
# GLOBAL GAS DEMAND GROWTH OUTSIDE POWER



Source: Shell interpretation of Woodmac Q3 2018 data

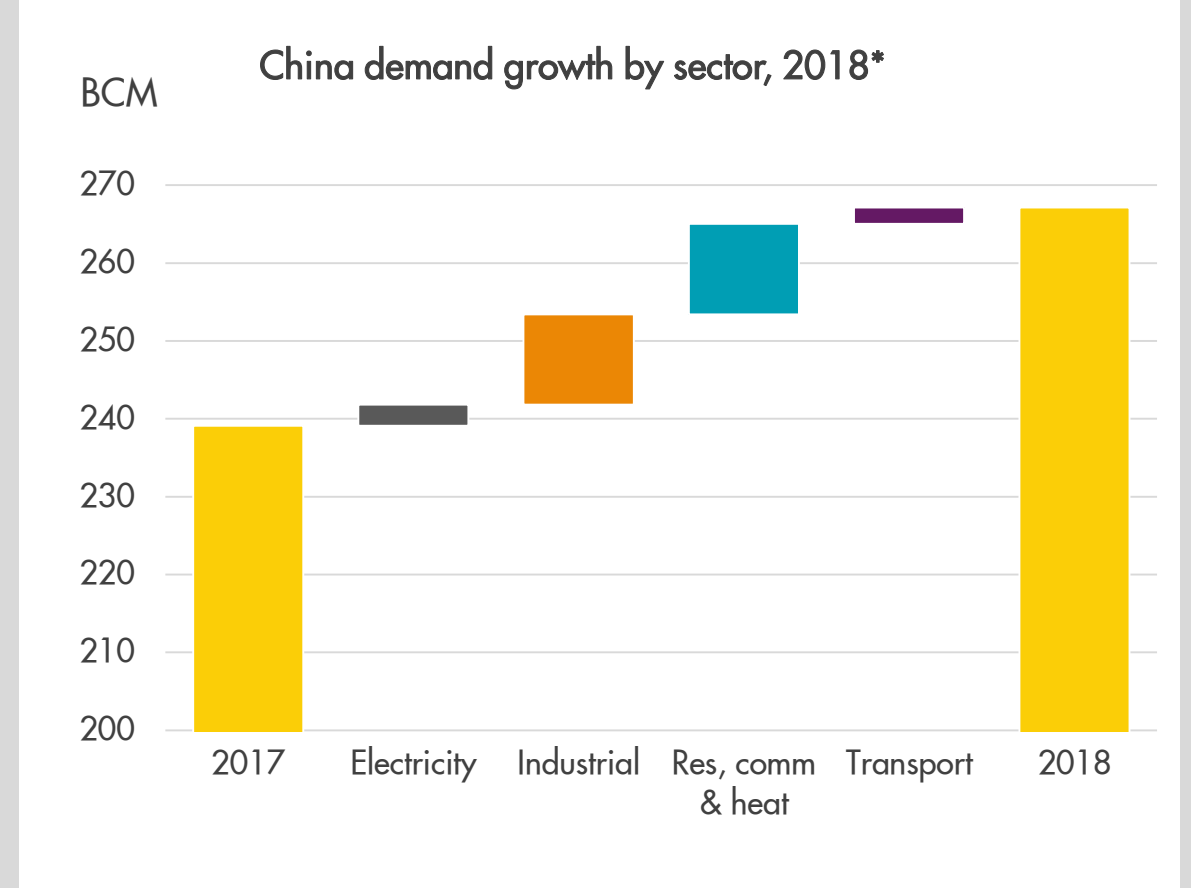
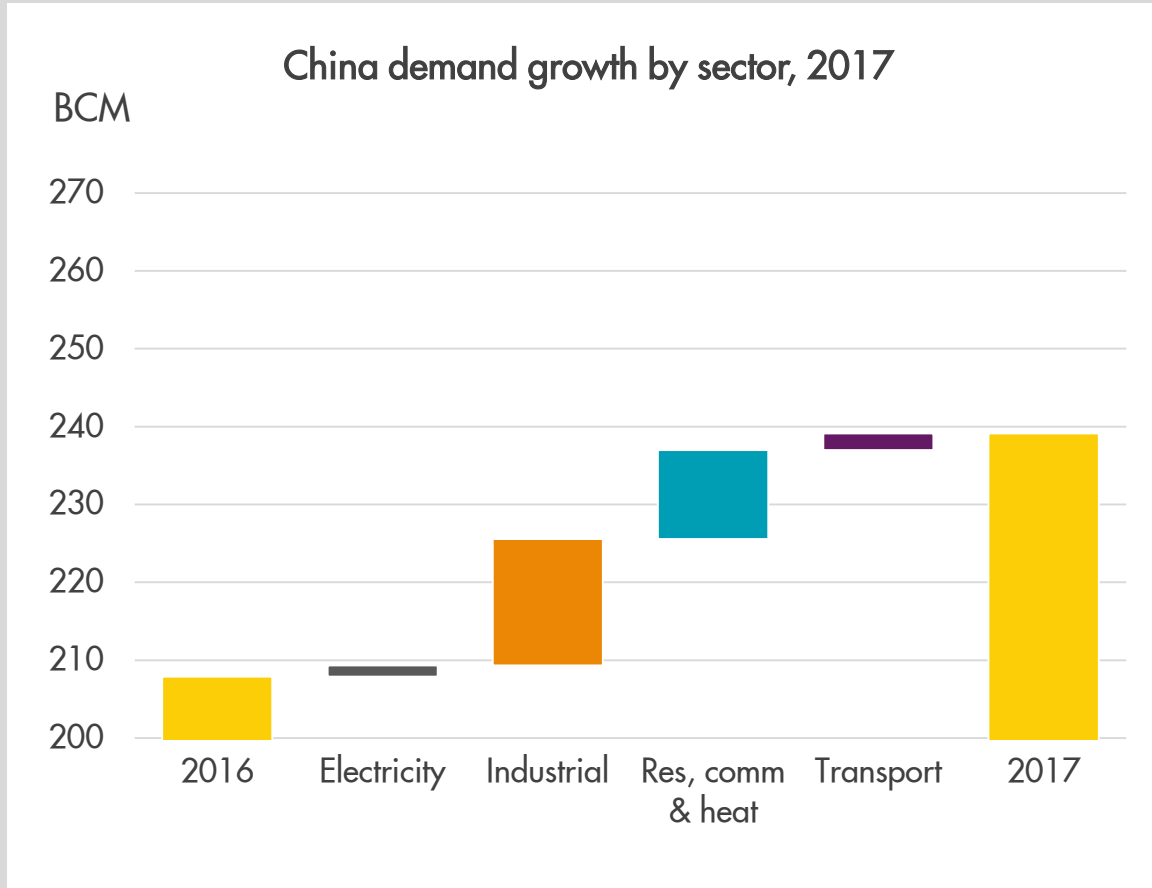
\*2018 outlook based on Q3 2018 estimate

# ASIAN LNG DEMAND REMAINS STRONG IN 2018



Source: HIS Markit Waterborne LNG data

# CHINA GAS DEMAND DRIVEN BY GROWTH OUTSIDE POWER



Source: Shell interpretation of Woodmac, IHS Markit, China National Bureau of Statistics and Chinese customs data

\*2018 outlook based on Q3 2018 estimate

